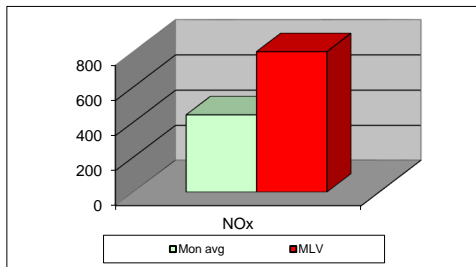
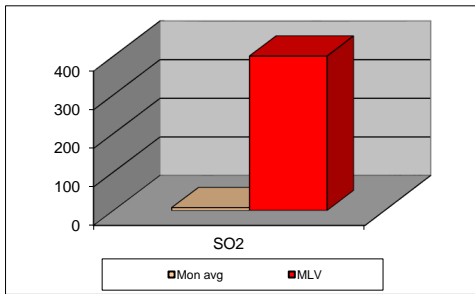
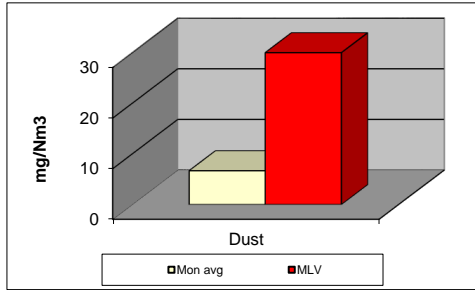




## MONTHLY REPORT FROM EMISSION MONITORING IN TITAN CEMENTARNICA USJE - KILN No.4



anp.24	Dust (mg/Nm <sup>3</sup> ) МДК 30mg/m <sup>3</sup>	МДК 30mg/m <sup>3</sup>	SO <sub>2</sub> (mg/Nm <sup>3</sup> ) МДК 400mg/m <sup>3</sup>	МДК 400mg/m <sup>3</sup>	NOx (mg/Nm <sup>3</sup> ) МДК 800mg/m <sup>3</sup>	МДК 800mg/m <sup>3</sup>	Comments
01.04.2024	7,15	30	8,54	400	394,10	800	
02.04.2024	6,77	30	8,09	400	436,58	800	
03.04.2024	6,80	30	6,70	400	490,04	800	
04.04.2024	8,47	30	6,20	400	436,89	800	
05.04.2024	6,55	30	7,33	400	469,36	800	
06.04.2024	6,88	30	8,27	400	466,87	800	
07.04.2024	7,23	30	8,60	400	520,46	800	
08.04.2024	6,84	30	8,02	400	543,72	800	
09.04.2024	6,25	30	8,21	400	451,25	800	
10.04.2024	6,37	30	7,46	400	359,20	800	
11.04.2024	6,87	30	7,41	400	390,05	800	
12.04.2024	7,11	30	7,78	400	398,12	800	
13.04.2024	7,18	30	8,28	400	428,79	800	
14.04.2024	7,04	30	8,39	400	403,40	800	
15.04.2024	7,47	30	7,79	400	446,07	800	
16.04.2024	7,14	30	8,43	400	471,40	800	
17.04.2024	6,33	30	7,21	400	465,95	800	
18.04.2024	6,96	30	6,70	400	446,60	800	
19.04.2024	6,96	30	5,28	400	418,58	800	
20.04.2024	6,98	30	8,09	400	552,30	800	
21.04.2024	5,78	30	7,81	400	491,86	800	
22.04.2024	6,01	30	5,82	400	402,75	800	
23.04.2024	4,98	30	5,84	400	236,13	800	
24.04.2024	6,11	30	7,24	400	446,72	800	
25.04.2024	6,32	30	5,31	400	351,05	800	
26.04.2024	5,88	30	6,75	400	457,89	800	
27.04.2024	7,27	30	6,55	400	412,47	800	
28.04.2024	6,74	30	6,87	400	492,14	800	
29.02.2024	7,31	30	7,28	400	491,43	800	
30.04.2024	6,73	30	7,56	400	460,33	800	
<b>Average</b>	<b>6,68</b>	<b>30</b>	<b>7,34</b>	<b>400</b>	<b>441,36</b>	<b>800</b>	

**MLV: Maximum Limit Value**

Explanations: The monthly average values are calculated on the half hour emissin values. Measured values of the concentrations are calculated at 10 % (vol.) of O2  
Results of the measurments are represented in Nm3 (Nm3 - T=273K, P=101,3kP, dry gas)c

**Note:**